

# 12 Powerful Words

Increase Test Scores and Help Close  
the Achievement Gap



# What do we mean by powerful words?

- These are the words that stump students when they take standardized tests. Students may feel intimidated or confused by these words causing them to answer a question incorrectly when they know the answer.

# 12 POWERFUL WORDS

**Help all students:**

- **To better understand what each question means**
- **To become familiar with words that require higher order thinking skills**
- **To relieve test anxiety**
- **To achieve better on tests**

# What can you do?

- Check out these words and use them with students on a daily basis. Ask students to use the words in their written responses to homework. Have students make up their own questions utilizing these words. By incorporating these words in your student's daily life you will be helping to boost their academic achievement.

# Teachers:

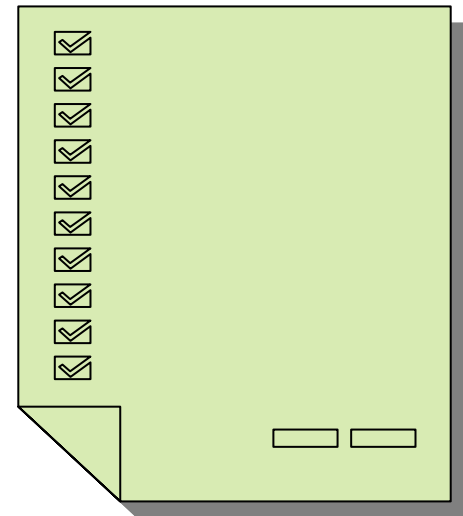
- Spend 7 to 10 minutes a day introducing these words, they can have a big impact on test results.
- Include these words on classroom tests to make student more familiar with them.
- Model these words in the classroom through questioning techniques.

# Trace



Example: Using the paragraph, trace the steps of cell mitosis.

- List in 1, 2, 3 order
- List in steps
- Sequence





- Example: Which of the following analyzes how the author used personification?
- Break apart
- Think through
- Break into pieces

# Infer

- Example: In the story, infer how Red Riding Hood felt when she realize the wolf was Grandma?

- Read between the lines



- What do you think?





# Evaluate

- Example: Evaluate the value of  $x$  in this equation.
- Judge its worth



# Formulate

- Example: Formulate an opinion about this issue and express it in a short paragraph.
- Come up with
- Plan






# Describe

- Example: Which of the following best describes the author's mood?
- Tell in your own words
- Who, What, When, Where, Why, How

# Support



- Example: Which of the following sentences best supports the main idea.
- Back up with details
- Tell why
- How do you know?





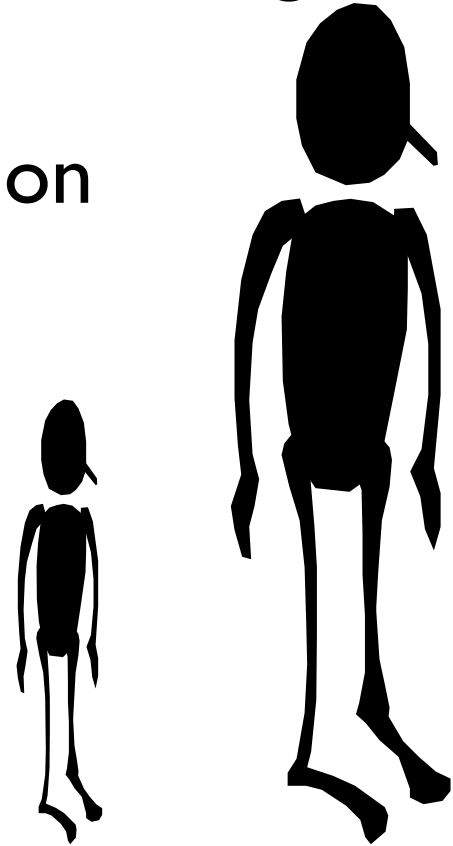
# Explain

- Example: Based on this paragraph, explain how viruses spread from one person to another.
- Tell how
- Who, What, When, Where, Why, How



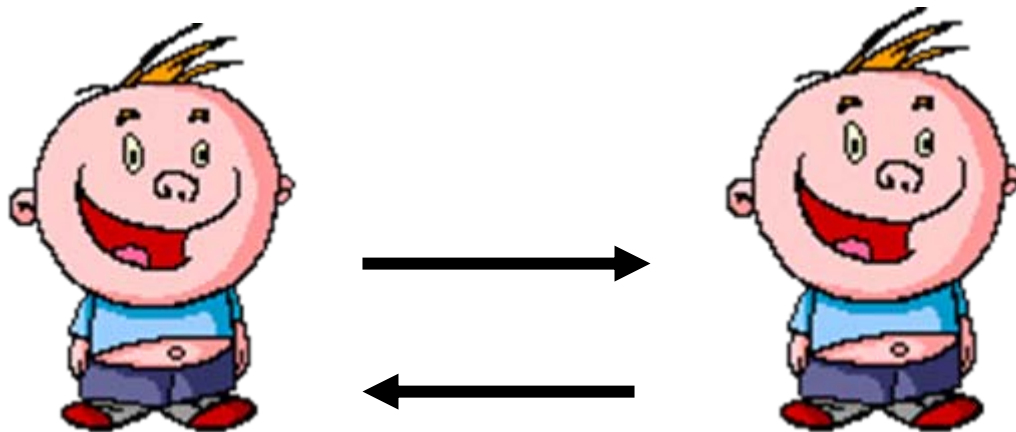
# Summarize

- Example: Which of the following best summarizes the story?
- Give me the short version



# Compare

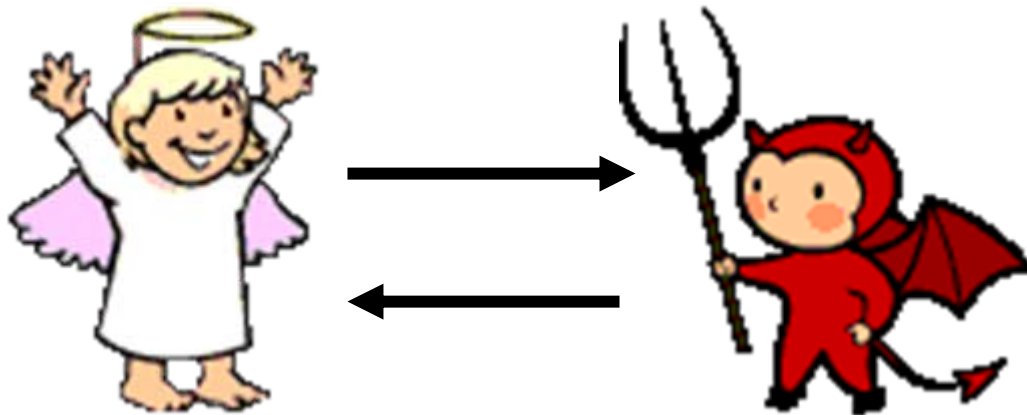
- Example: Compare the government of Great Britain to the governments of the United States.
- How are they the same
- Alike



# Contrast



- Example: Contrast the government of the United States and Cuba.
- How are they different?







# Predict

- Example: In a short paragraph, predict how the story will end.
- What will happen next
- What will happen in the future?



# Resources

- [12 Powerful Words Poems & Rap](#)
- [12 Powerful Words \(and quiz\)](#)
- [12 Powerful Words Flashcards](#)
- [12 Powerful Words That Increase Test Scores](#)
- [Twelve Test Words that Trip Up Students](#)
- [12 Powerful Words Quiz](#)
- [12 Powerful Words Flashcards](#)
- [12 Powerful Words Printable Flashcards](#)
- [Online Resources](#)
- [Larry Bell's Directions](#)
- [Larry Bell Presentation](#)
- [12 Powerful Words Bookmarks](#)
- [Unraavel A Math Problem](#)
- [Unraavel Reading](#)
- [Unraaveling A Paragraph](#)
- [12 Powerful Words Posters](#)

